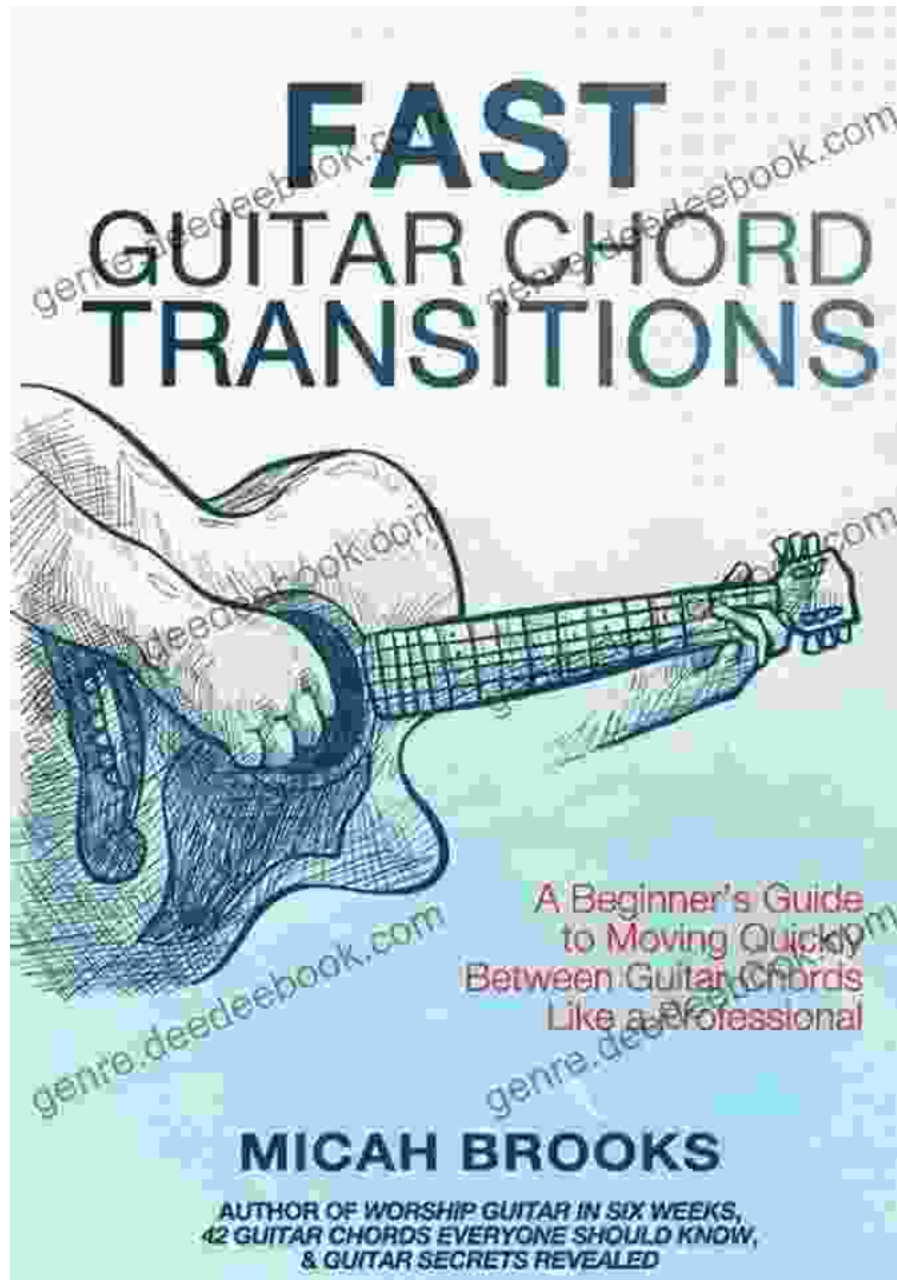



Beginner's Guide to Moving Quickly Between Guitar Chords Like a Professional



If you're just starting out on your guitar-playing journey, one of the biggest challenges you'll face is learning how to move quickly and smoothly between guitar chords. It can be frustrating at first, but with a little practice

and the right techniques, you'll be able to transition between chords like a pro in no time.



Fast Guitar Chord Transitions: A Beginner's Guide to Moving Quickly Between Guitar Chords Like a Professional (Guitar Authority Series Book 4)

by Micah Brooks

★★★★☆ 4.3 out of 5

Language	: English
File size	: 7201 KB
Text-to-Speech	: Enabled
Enhanced typesetting	: Enabled
Word Wise	: Enabled
Lending	: Enabled
Print length	: 79 pages
Screen Reader	: Supported
Paperback	: 30 pages
Item Weight	: 3.36 ounces
Dimensions	: 8.5 x 0.07 x 11 inches



Finger Placement

One of the most important things to master when learning how to move quickly between guitar chords is proper finger placement. When you're first starting out, it's easy to get your fingers in the wrong position, which can slow you down and make it difficult to play the chords correctly. Here are a few tips for proper finger placement:

- Use the tips of your fingers to press down on the strings, not the pads.
- Make sure your fingers are perpendicular to the fretboard.

- Don't press down too hard. Just enough pressure to make the string sound clearly.
- Keep your fingers close to the fretboard so that you can move them quickly and easily.

Chord Transitions

Once you've mastered proper finger placement, the next step is to practice transitioning between chords. The key to smooth chord transitions is to practice slowly and deliberately at first. Start by practicing transitioning between two simple chords, such as C and G. Once you can transition between these two chords smoothly, you can start adding more chords to your practice routine.

Here are a few tips for smooth chord transitions:


- Keep your picking hand moving. Don't stop strumming or picking when you're transitioning between chords.
- Use your fretting hand to mute the strings that you're not playing. This will help to avoid unwanted noise.
- Practice transitioning between chords in different positions on the neck. This will help you to develop the muscle memory necessary to play chords in any position.

Practice Exercises

The best way to improve your speed and accuracy when moving between guitar chords is to practice regularly. Here are a few practice exercises that you can try:

- Start by practicing transitioning between two simple chords, such as C and G. Once you can transition between these two chords smoothly, you can start adding more chords to your practice routine.
- Practice transitioning between chords in different positions on the neck. This will help you to develop the muscle memory necessary to play chords in any position.
- Use a metronome to help you keep a steady rhythm while you're practicing chord transitions. This will help you to develop the timing and coordination necessary to play smoothly.
- Play along with songs that you know well. This is a great way to practice moving between chords in a real-world setting.

With a little practice and the right techniques, you'll be able to move quickly and smoothly between guitar chords like a pro in no time. Just remember to be patient and practice regularly, and you'll be amazed at how quickly your guitar playing skills improve.



Fast Guitar Chord Transitions: A Beginner's Guide to Moving Quickly Between Guitar Chords Like a Professional (Guitar Authority Series Book 4)

by Micah Brooks

★★★★☆ 4.3 out of 5

Language	: English
File size	: 7201 KB
Text-to-Speech	: Enabled
Enhanced typesetting	: Enabled
Word Wise	: Enabled
Lending	: Enabled
Print length	: 79 pages
Screen Reader	: Supported
Paperback	: 30 pages

Item Weight : 3.36 ounces
Dimensions : 8.5 x 0.07 x 11 inches



Basics Beginner Guide To Stage Sound

Start with a good source. The quality of your sound will be limited by the quality of your source material. Make sure that your microphones are placed correctly and...



Kiwi in the Realm of Ra: Exploring the Mystical Kiwi Fruit

Origins and Domestication The kiwi, a delectable fruit with an enigmatic history, traces its origins to the verdant valleys of China. Known as "yang tao" in...