


Felt Decorations: 15 Eye-Popping Projects to Create

Felt is a versatile and inexpensive material that can be used to create a variety of beautiful and unique decorations. In this article, we will provide you with 15 eye-popping felt decoration projects that you can easily make at home. These projects are perfect for adding a touch of whimsy and personality to your home décor, and they also make great gifts for friends and family members.



Felt Decorations: 15 eye-popping projects to create

by Rachel Beyer

★★★★☆ 4.7 out of 5


Language : English
File size : 27256 KB
Text-to-Speech : Enabled
Screen Reader : Supported
Enhanced typesetting: Enabled
Print length : 175 pages
Lending : Enabled



1. Felt Garland

A felt garland is a simple and easy way to add a touch of color and cheer to your home. To make a felt garland, simply cut out felt shapes in various sizes and colors, and then string them together with thread or twine. You can also add beads or other embellishments to your garland to make it even more unique.

PDF Felt Decorations: 15 eye-popping projects to create Android



Read and Download PDF Felt Decorations: 15 eye-popping projects to create Android |

Download - PDF Felt Decorations: 15 eye-popping projects to create Android
Read - PDF Felt Decorations: 15 eye-popping projects to create Android

2. Felt Wreath

A felt wreath is a great way to add a touch of seasonal cheer to your front door or window. To make a felt wreath, simply cut out a felt circle and then glue or sew felt shapes around the edge. You can also add a ribbon or bow to the top of your wreath to make it even more festive.



3. Felt Wall Art

Felt wall art is a unique and stylish way to add a touch of personality to your home. To make felt wall art, simply cut out felt shapes in various sizes and colors, and then arrange them on a canvas or piece of wood. You can also add beads, sequins, or other embellishments to your wall art to make it even more unique.



4. Felt Toys


Felt toys are a great way to keep your little ones entertained for hours on end. To make felt toys, simply cut out felt shapes in various sizes and colors, and then sew them together. You can also add beads, buttons, or other embellishments to your toys to make them even more unique.



5. Felt Animals

Felt animals are a great way to add a touch of whimsy to your home décor. To make felt animals, simply cut out felt shapes in various sizes and colors, and then sew them together. You can also add beads, buttons, or other embellishments to your animals to make them even more unique.

PDF Felt Decorations: 15 eye-popping projects to create Android




Read and Download PDF Felt Decorations: 15 eye-popping projects to create Android |

Download: [Felt Decorations: 15 eye-popping projects to create Android](#)
Read: [PDF Felt Decorations: 15 eye-popping projects to create Android](#)

6. Felt Flowers

Felt flowers are a beautiful and easy way to add a touch of spring to your home. To make felt flowers, simply cut out felt shapes in various sizes and colors, and then sew them together. You can also add beads, buttons, or other embellishments to your flowers to make them even more unique.

PDF Felt Decorations: 15 eye-popping projects to create Android



Read and Download PDF Felt Decorations: 15 eye-popping projects to create Android |

Download - PDF Felt Decorations: 15 eye-popping projects to create Android
Read - PDF Felt Decorations: 15 eye-popping projects to create Android

7. Felt Leaves

Felt leaves are a great way to add a touch of autumn to your home décor. To make felt leaves, simply cut out felt shapes in various sizes and colors, and then sew them together. You can also add beads, buttons, or other embellishments to your leaves to make them even more unique.



8. Felt Shapes


Felt shapes are a great way to add a touch of fun and whimsy to your home décor. To make felt shapes, simply cut out felt shapes in various sizes and colors. You can also add beads, buttons, or other embellishments to your shapes to make them even more unique.



9. Felt Cutouts

Felt cutouts are a great way to add a touch of precision and detail to your home décor. To make felt cutouts, simply use a die-cutting machine to cut felt shapes in various sizes and colors. You can also add beads, buttons, or other embellishments to your cutouts to make them even more unique.

PDF Felt Decorations: 15 eye-popping projects to create Android



Read and Download PDF Felt Decorations: 15 eye-popping projects to create Android |

Download - PDF Felt Decorations: 15 eye-popping projects to create Android
Read - PDF Felt Decorations: 15 eye-popping projects to create Android

10. Felt Ornaments

Felt ornaments are a great way to add a touch of holiday cheer to your home. To make felt ornaments, simply cut out felt shapes in various sizes and colors, and then sew them together. You can also add beads, buttons, or other embellishments to your ornaments to make them even more unique.



11. Felt Coasters

Felt coasters are a great way to protect your furniture from water damage. To make felt coasters, simply cut out felt circles in various sizes and colors. You can also add beads, buttons, or other embellishments to your coasters to make them even more unique.



12. Felt Placemats

Felt placemats are a great way to add a touch of style to your dining table. To make felt placemats, simply cut out felt rectangles in various sizes and colors. You can also add beads, buttons, or other embellishments to your placemats to make them even more unique.



13. Felt Table Runners


Felt table runners are a great way to add a touch of elegance to your dining table. To make a felt table runner, simply cut out a felt rectangle in the desired size and color. You can also add beads, buttons, or other embellishments to your table runner to make it even more unique.



14. Felt Pillow Covers

Felt pillow covers are a great way to add a touch of comfort and style to your home. To make felt pillow covers, simply cut out felt rectangles in the desired size and color. You can also add beads, buttons, or other embellishments to your pillow covers to make them even more unique.

PDF Felt Decorations: 15 eye-popping projects to create Android




Read and Download PDF Felt Decorations: 15 eye-popping projects to create Android |

Download - Felt Decorations: 15 eye-popping projects to create Android
Read - PDF Felt Decorations: 15 eye-popping projects to create Android

15. Felt Throws

Felt throws are a great way to add a touch of warmth and comfort to your home. To make a felt throw, simply cut out a felt rectangle in the desired size and color. You can also add beads, buttons, or other embellishments to your throw to make it even more unique.



Felt Decorations: 15 eye-popping projects to create

by Rachel Beyer

★★★★☆ 4.7 out of 5

Language : English

File size : 27256 KB

Text-to-Speech : Enabled

Screen Reader : Supported

Enhanced typesetting : Enabled

Print length : 175 pages

Lending

: Enabled

FREE

DOWNLOAD E-BOOK



Basics Beginner Guide To Stage Sound

Start with a good source. The quality of your sound will be limited by the quality of your source material. Make sure that your microphones are placed correctly and...



Kiwi in the Realm of Ra: Exploring the Mystical Kiwi Fruit

Origins and Domestication The kiwi, a delectable fruit with an enigmatic history, traces its origins to the verdant valleys of China. Known as "yang tao" in...