


# More Traditional Celtic and Appalachian Tunes for Fingerstyle Guitar



## The Giggling Guitarist: MORE Traditional Celtic And Appalachian Tunes For Fingerstyle Guitar

by Bradley Gerstman

★★★★★ 5 out of 5

Language : English

File size : 2977 KB

Screen Reader : Supported

Print length : 228 pages

Lending : Enabled

Paperback : 392 pages

Item Weight : 1.72 pounds

Dimensions : 7.52 x 0.87 x 10.24 inches

FREE

DOWNLOAD E-BOOK



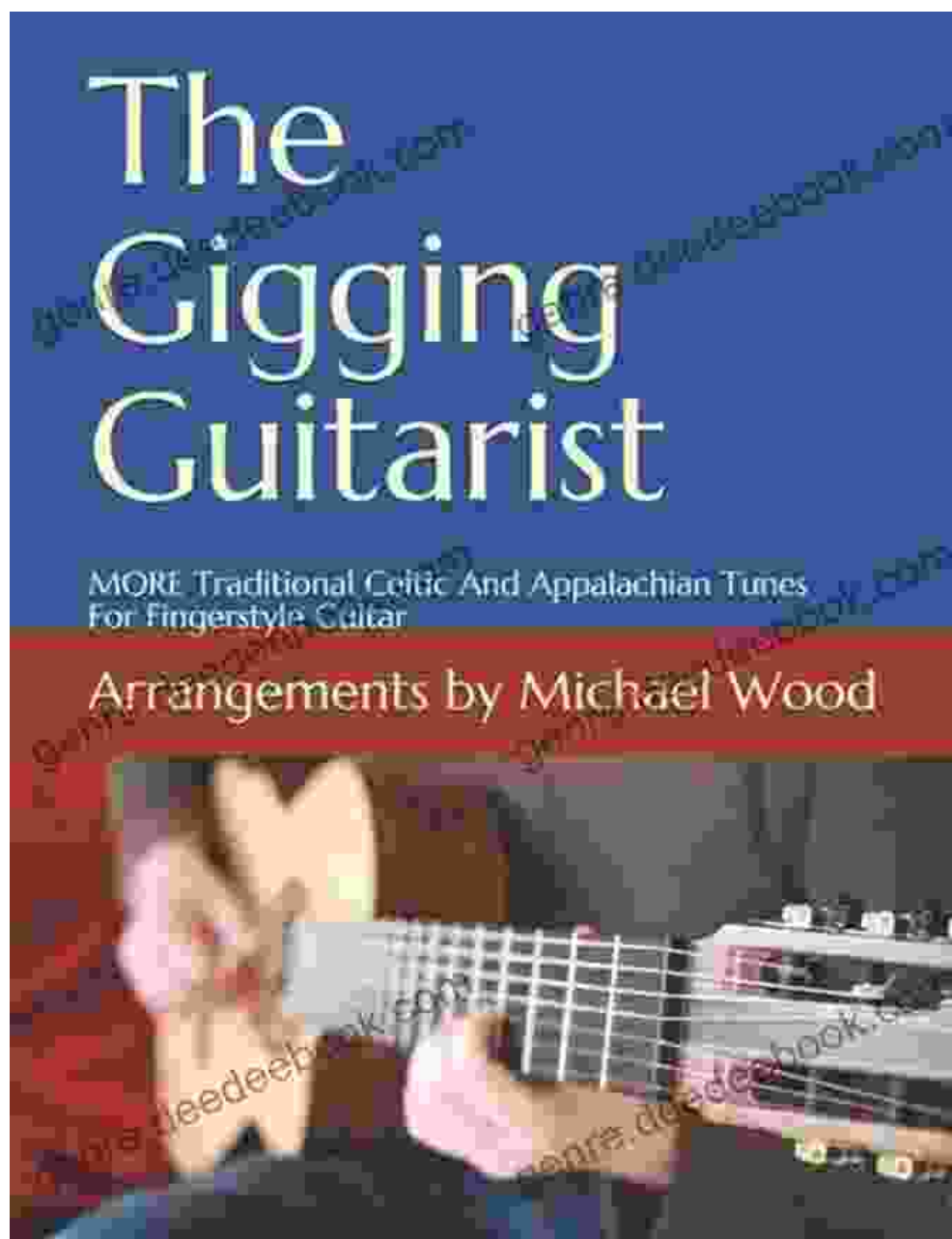
This comprehensive guide will provide you with everything you need to know to play more traditional Celtic and Appalachian tunes on fingerstyle guitar. We'll cover everything from basic techniques to advanced arrangements, and we'll provide you with plenty of tablature and audio examples to help you along the way.

## Basic Techniques

Before we dive into the tunes, let's take a look at some of the basic techniques you'll need to master. These techniques will help you to play the tunes with the proper feel and accuracy.

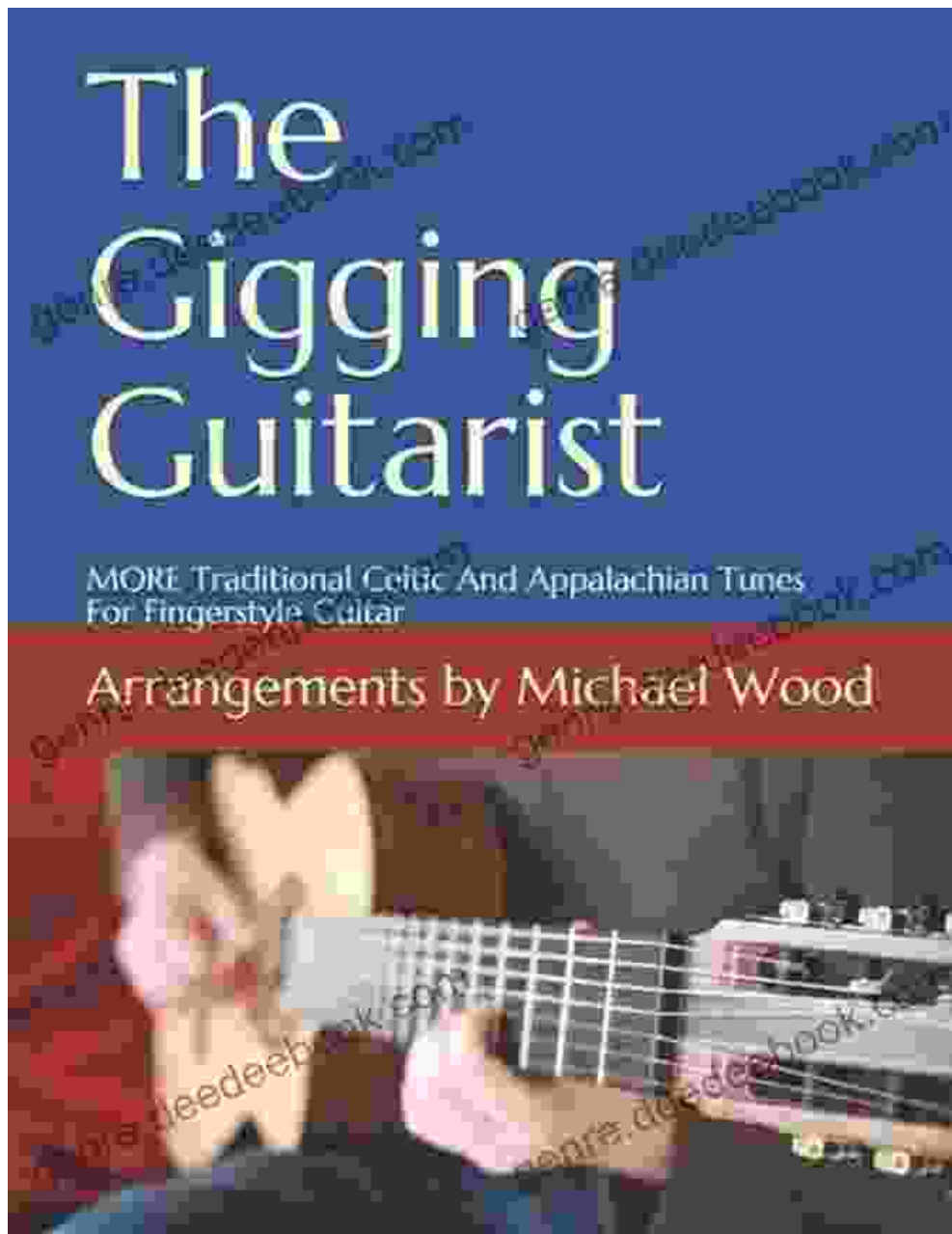
## Travis picking

Travis picking is a fingerstyle guitar technique that is commonly used in Celtic and Appalachian music. It involves alternating the thumb and fingers to create a syncopated rhythm. To play Travis picking, you'll need to use a pick and hold the guitar in a classical position.




**Fingerpicking**

Fingerpicking is another fingerstyle guitar technique that is often used in Celtic and Appalachian music. It involves using the fingers to pluck the strings directly. To play fingerpicking, you'll need to use a fingerpick or a thumbpick on your picking hand.



**Hammer-ons and pull-offs**

Hammer-ons and pull-offs are two techniques that are commonly used in Celtic and Appalachian music. Hammer-ons involve striking a string with the picking hand and then "hammering" it down with the fretting hand. Pull-offs involve pulling off a string with the fretting hand and then letting it ring open.



## Traditional Celtic Tunes

Now that we've covered some of the basic techniques, let's take a look at some traditional Celtic tunes. These tunes are a great place to start if you're new to Celtic fingerstyle guitar.

### The Dublin Reel

The Dublin Reel is a traditional Irish reel that is often played in sessions. It's a relatively easy tune to learn, and it's a great way to practice your Travis picking skills.

Listen to the Dublin Reel

Download the Dublin Reel tablature

## **The Sally Gardens**

The Sally Gardens is a traditional Irish ballad that has been recorded by many artists, including Bert Jansch and John Renbourn. It's a beautiful tune that is perfect for fingerpicking.

[Listen to The Sally Gardens](#)

[Download The Sally Gardens tablature](#)

## **The Black Velvet Band**

The Black Velvet Band is a traditional Irish folk song that has been covered by many artists, including The Clancy Brothers and Tommy Makem. It's a haunting tune that is perfect for fingerstyle guitar.

[Listen to The Black Velvet Band](#)

[Download The Black Velvet Band tablature](#)

## **Traditional Appalachian Tunes**

In addition to Celtic tunes, there are also many traditional Appalachian tunes that are perfect for fingerstyle guitar. These tunes are often played in a relaxed and laid-back style.

## **Shady Grove**

Shady Grove is a traditional American folk song that has been recorded by many artists, including Doc Watson and Earl Scruggs. It's a beautiful tune that is perfect for fingerpicking.

[Listen to Shady Grove](#)

[Download the Shady Grove tablature](#)

## **Bury Me Beneath the Willow**

Bury Me Beneath the Willow is a traditional American folk song that has been recorded by many artists, including Johnny Cash and Bob Dylan. It's a haunting tune that is perfect for fingerstyle guitar.

[Listen to Bury Me Beneath the Willow](#)

[Download the Bury Me Beneath the Willow tablature](#)

## **Cumberland Gap**

Cumberland Gap is a traditional American folk song that has been recorded by many artists, including Woody Guthrie and Pete Seeger. It's a rousing tune that is perfect for fingerstyle guitar.

[Listen to Cumberland Gap](#)

[Download the Cumberland Gap tablature](#)

## **Advanced Arrangements**

Once you've mastered some of the basic tunes, you can start to explore more advanced arrangements. These arrangements often involve more complex techniques and harmonies.

## **The Banshee**

The Banshee is a traditional Irish reel that has been arranged for fingerstyle guitar by many artists, including Andy McKee and Tommy Emmanuel. It's a challenging tune to play, but it's also very rewarding.

[Listen to The Banshee](#)

[Download the Banshee tablature](#)

## **The Devil's Dream**

The Devil's Dream is a traditional Celtic tune that has been arranged for fingerstyle guitar by many artists, including Martin Simpson and John Renbourn. It's a beautiful tune that is perfect for fingerpicking.

[Listen to The Devil's Dream](#)

[Download the The Devil's Dream tablature](#)

## **The Blarney Pilgrim**

The Blarney Pilgrim is a traditional Irish jig that has been arranged for fingerstyle guitar by many artists, including Donal Lunny and Andy Irvine. It's a lively tune that is perfect for getting your feet tapping.


[Listen to The Blarney Pilgrim](#)

[Download the The Blarney Pilgrim tablature](#)

We hope this guide has given you a good overview of traditional Celtic and Appalachian tunes for fingerstyle guitar. With a little practice, you'll be able to play these beautiful tunes on your own guitar.

Here are some additional tips for learning to play Celtic and Appalachian tunes on fingerstyle guitar:

- Start with the basic tunes and gradually work your way up to the more advanced arrangements.
- Use a metronome to help you keep a steady tempo.
- Listen to recordings of professional fingerstyle guitarists to get ideas for your own playing.
- Be patient and don't get discouraged if you don't sound perfect right away. With practice, you'll be able to play these tunes



## The Giggling Guitarist: MORE Traditional Celtic And Appalachian Tunes For Fingerstyle Guitar

by Bradley Gerstman

★★★★★ 5 out of 5

Language : English

File size : 2977 KB

Screen Reader: Supported

Print length : 228 pages

Lending : Enabled

Paperback : 392 pages

Item Weight : 1.72 pounds

Dimensions : 7.52 x 0.87 x 10.24 inches

FREE

DOWNLOAD E-BOOK







## Basics Beginner Guide To Stage Sound

Start with a good source. The quality of your sound will be limited by the quality of your source material. Make sure that your microphones are placed correctly and...



## Kiwi in the Realm of Ra: Exploring the Mystical Kiwi Fruit

Origins and Domestication The kiwi, a delectable fruit with an enigmatic history, traces its origins to the verdant valleys of China. Known as "yang tao" in...