

Sashiko Project: Classic Japanese Quilting Patterns and Projects



SASHIKO PROJECT BOOK : CLASSIC JAPANESE QUILTING PATTERNS AND PROJECT by Kellie Stafford

★★★★★ 5 out of 5

Language : English
File size : 19738 KB
Text-to-Speech : Enabled
Screen Reader : Supported
Enhanced typesetting : Enabled
Print length : 63 pages
Lending : Enabled



What is Sashiko?

Sashiko is a traditional Japanese quilting technique that uses small, running stitches to create beautiful patterns. The stitches are typically white on a dark blue or indigo fabric, but other colors can also be used. Sashiko is often used to decorate clothing, bedding, and other household items.

The origins of sashiko are unclear, but it is thought to have developed in the Edo period (1603-1868). During this time, cotton became more widely available in Japan, and people began to use it to make clothing and other items. Sashiko was a way to strengthen and decorate these items, and it quickly became a popular craft.

Sashiko Techniques

Sashiko is a relatively simple technique to learn, but it does require some practice to master. The basic stitch is a running stitch, which is made by passing the needle through the fabric from the front to the back, and then back up through the fabric from the back to the front. The stitches are typically made about 1/8 inch apart, and they are usually worked in straight lines or curves.

There are many different sashiko patterns, and each pattern has its own unique meaning and symbolism. Some of the most popular patterns include:

- Asanoha (hemp leaf): This pattern is said to bring good luck and prosperity.
- Shippou (seven treasures): This pattern is said to represent the seven treasures of Buddhism: gold, silver, lapis lazuli, coral, agate, pearl, and amber.
- Karakusa (floral scroll): This pattern is said to represent growth and abundance.
- Seigaiha (wave): This pattern is said to represent strength and resilience.
- Komon (small dots): This pattern is said to represent fertility and abundance.


Sashiko Projects

Sashiko can be used to create a variety of different projects, including:

- Clothing: Sashiko can be used to decorate clothing items such as shirts, jackets, and skirts.
- Bedding: Sashiko can be used to make beautiful quilts, pillows, and other bedding items.
- Home décor: Sashiko can be used to decorate items such as curtains, table runners, and wall hangings.
- Accessories: Sashiko can be used to make accessories such as bags, jewelry, and keychains.

If you are interested in learning more about sashiko, there are many resources available online and in libraries. You can also find sashiko kits and supplies at many craft stores.


Sashiko Gallery



Asanoha (hemp leaf) pattern




Shippou (seven treasures) pattern



Karakusa (floral scroll) pattern



Seigaiha (wave) pattern



Komon (small dots) pattern

Sashiko is a beautiful and versatile quilting technique that can be used to create a variety of different projects. If you are looking for a new craft to try, sashiko is a great option. It is a relatively simple technique to learn, and it can be used to create beautiful and unique items.



SASHIKO PROJECT BOOK : CLASSIC JAPANESE QUILTING PATTERNS AND PROJECT by Kellie Stafford

★★★★★ 5 out of 5

Language : English
File size : 19738 KB
Text-to-Speech : Enabled
Screen Reader : Supported
Enhanced typesetting : Enabled

Print length : 63 pages
Lending : Enabled



Basics Beginner Guide To Stage Sound

Start with a good source. The quality of your sound will be limited by the quality of your source material. Make sure that your microphones are placed correctly and...



Kiwi in the Realm of Ra: Exploring the Mystical Kiwi Fruit

Origins and Domestication The kiwi, a delectable fruit with an enigmatic history, traces its origins to the verdant valleys of China. Known as "yang tao" in...